

Aga Khan Agency for Habitat – Department of Emergency Management



About AKAH

- ❑ Aga Khan Agency for Habitat formally Focus Humanitarian Assistance is an international emergency response and disaster management agency.
- ❑ Over a decade's experience in providing emergency humanitarian relief and helping vulnerable communities prepare for, survive and respond to disasters.
- ❑ An agency of The Aga Khan Development Network Akdn.org/akah



FOCUS HUMANITARIAN ASSISTANCE

AKDN

AGA KHAN DEVELOPMENT NETWORK

Shake
Out™

Major Disaster Response

Together with many others

- Building Collapse Lyari 2011 and 2009
- Pakistan Flood Response (July 2010 to June 2011)
- Attabad Landslide Response (Jan 2010 to date)
- Balochistan Earthquake - 2008
- Marriott Suicide Blast- 2008
- Sonoghar Mudflow and GLOF- 2007
- Parag/Garam Chashma Heavy Snowfall- 2007
- Kashmir Earthquake – 2005
- Earthquake Astore - 2002



FOCUS HUMANITARIAN ASSISTANCE

AKDN

AGA KHAN DEVELOPMENT NETWORK

Shake
Out

Recognition / Achievements

- SASAKAWA Award 2009 - Certificate of Merit
- Presidential Award – Sitra-e-Essar for excellent performance during Earthquake 2005
- Member of Regional Task Force –Urban Risk Reduction (RTF_URR)-2010
- Prepared School Safety Strategy for GB Government
- Pilot CBDRM model in selected areas as part of the Project of NDMA and JICA
- A National and Regional Resources
 - Capacity Building of National Disaster Management Authority (CDGK SAR team 2009)
 - Earthquake Reconstruction and Rehabilitation Authority, Local Government & CSOs
 - Capacity Building of other stakeholders in DRR
- International School Safety Conference 2008



FOCUS HUMANITARIAN ASSISTANCE

AKDN

AGA KHAN DEVELOPMENT NETWORK



Interventions in Sindh



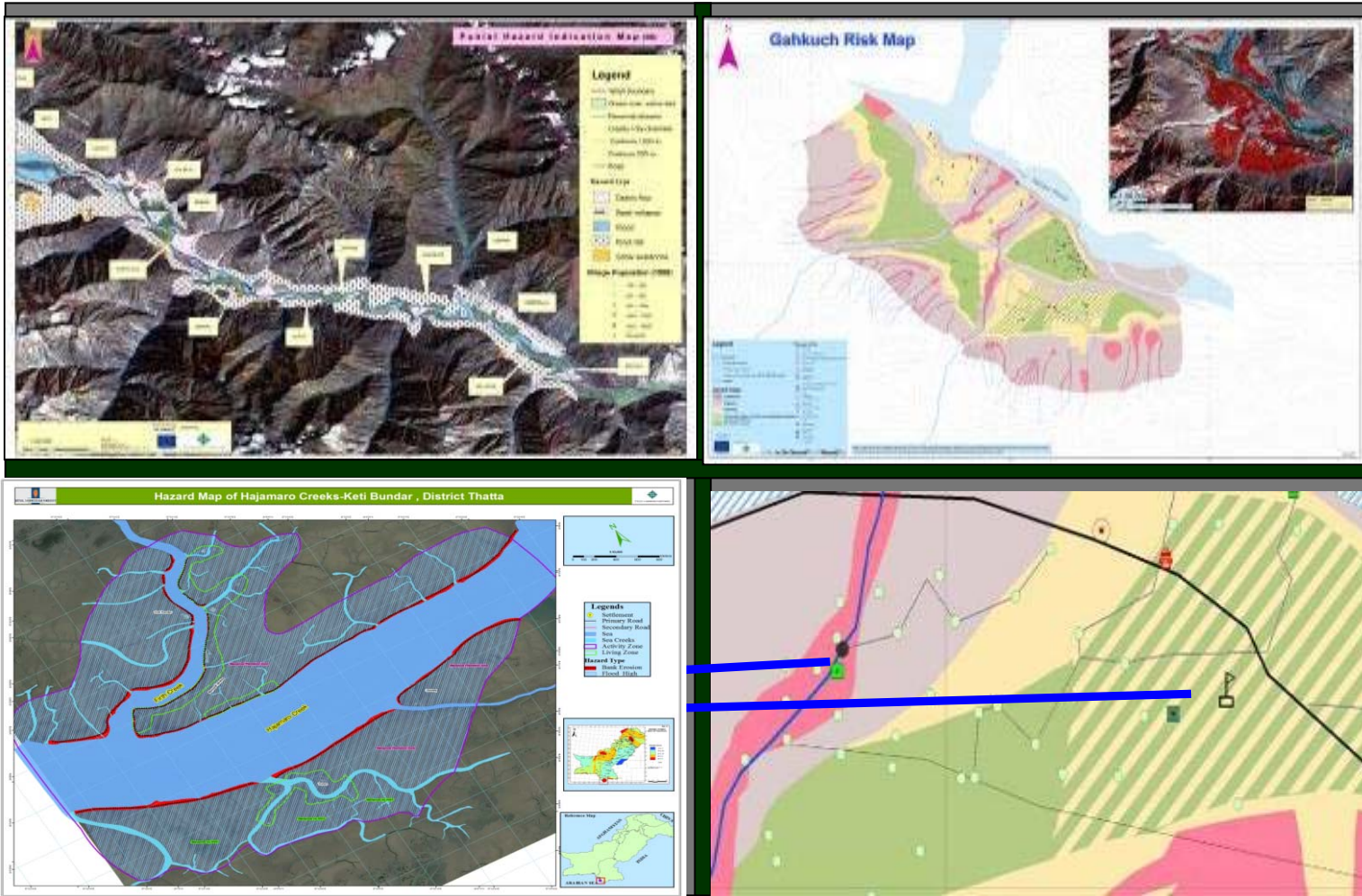
FOCUS HUMANITARIAN ASSISTANCE

AKDN

AGA KHAN DEVELOPMENT NETWORK

Shake
Out™

Hazard and Risk Mapping



FOCUS HUMANITARIAN ASSISTANCE

AKDN

AGA KHAN DEVELOPMENT NETWORK



Intervention in Sindh

- **DRR interventions in 400 government primary schools of Sindh and Punjab**
- **Basic CBDRM session of Local Support Organizations**
- **First aid, Fire Safety and Evacuation planning of Women Organizations**
- **First aid training session for Police authorities**
- **Capacity building sessions for Government officials**
- **Stockpile installation**
- **Water Rescue trainings for vulnerable communities**
- **Village based planning session and Evacuation Drills**
- **Shakeout Drills**



FOCUS HUMANITARIAN ASSISTANCE

AKDN

AGA KHAN DEVELOPMENT NETWORK



Intervention in Sindh

- **Establishment of District Disaster Information Center at Thatta**
- **Establishment of School Safety Kits**
- **15 days DRR training at Bangkok (2 official from PDMA Sindh)**
- **School Safety Session**
- **Installation of Stockpile at Thatta**
- **Installation of first aid box at Police stations, Women Organizations and LSOs**



FOCUS HUMANITARIAN ASSISTANCE

AKDN

AGA KHAN DEVELOPMENT NETWORK



Disaster Preparedness at Community and School level



CERT Rope Management Session



School Safety Session at Government High School - Sindh



School Safety Session at Karachi



CERT - SAR session



FOCUS HUMANITARIAN ASSISTANCE

AKDN


AGA KHAN DEVELOPMENT NETWORK



Capacity building of Police Authorities



First aid session of Police Authorities



FOCUS HUMANITARIAN ASSISTANCE

AKDN

AGA KHAN DEVELOPMENT NETWORK

Shake
Out™

Establishment of Disaster Information Centre - Thatta



FOCUS HUMANITARIAN ASSISTANCE

AKDN

AGA KHAN DEVELOPMENT NETWORK

Shake
Out™

Water Search & Rescue training for Sindh



FOCUS HUMANITARIAN ASSISTANCE

AKDN

AGA KHAN DEVELOPMENT NETWORK



CERT Simulation

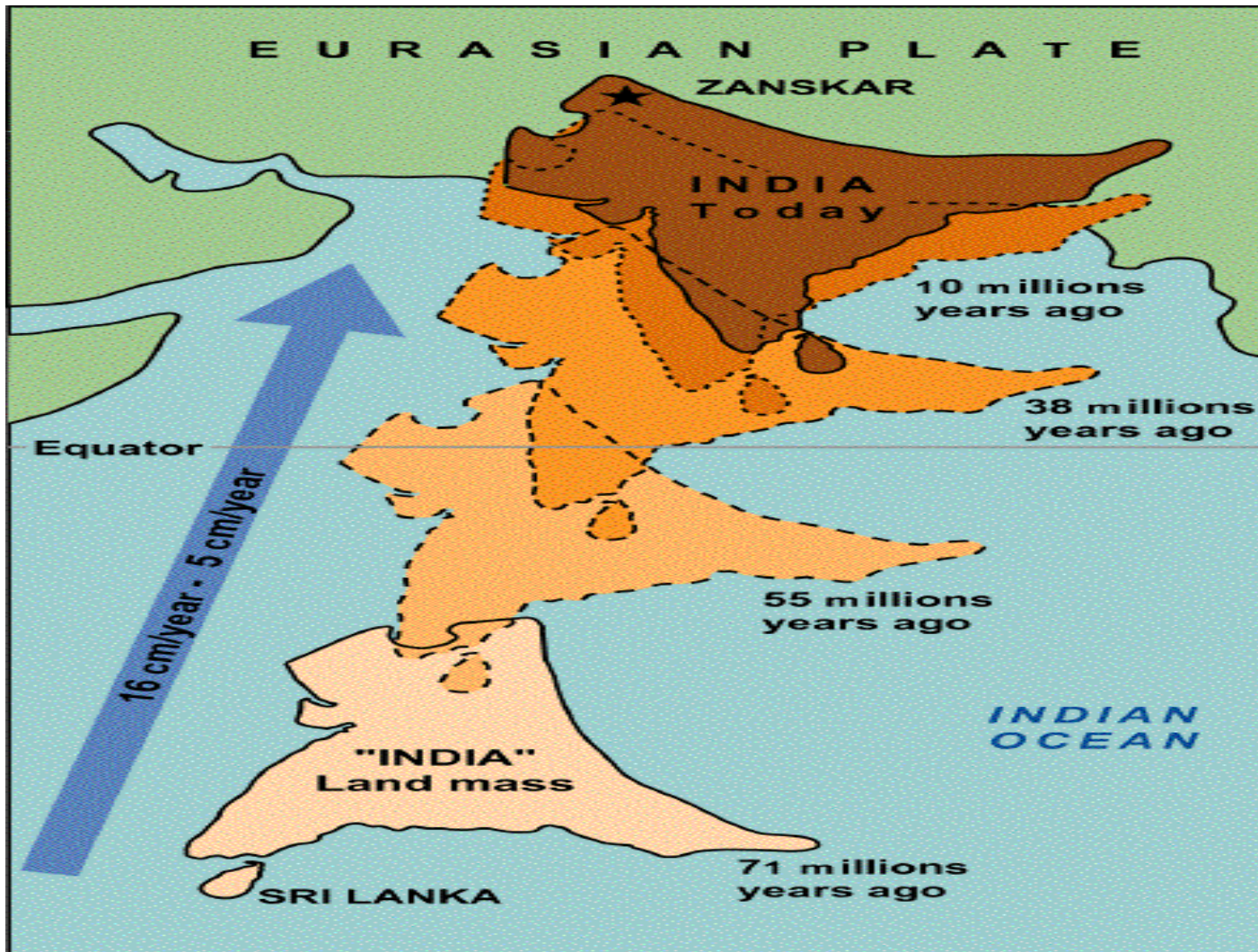


FOCUS HUMANITARIAN ASSISTANCE

AKDN

AGA KHAN DEVELOPMENT NETWORK





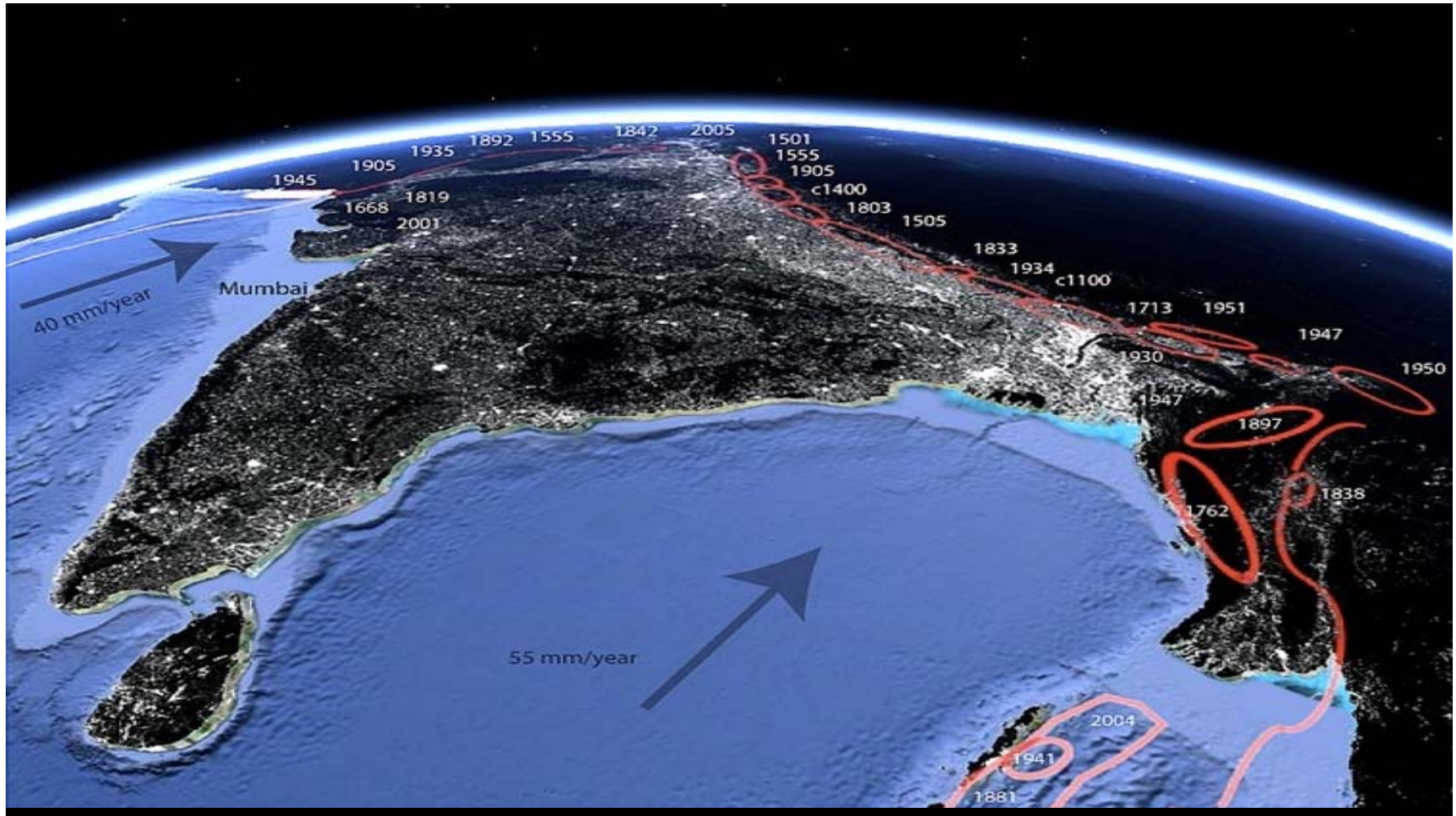
FOCUS HUMANITARIAN ASSISTANCE

AKDN

AGA KHAN DEVELOPMENT NETWORK



Earthquakes are a geological certainty



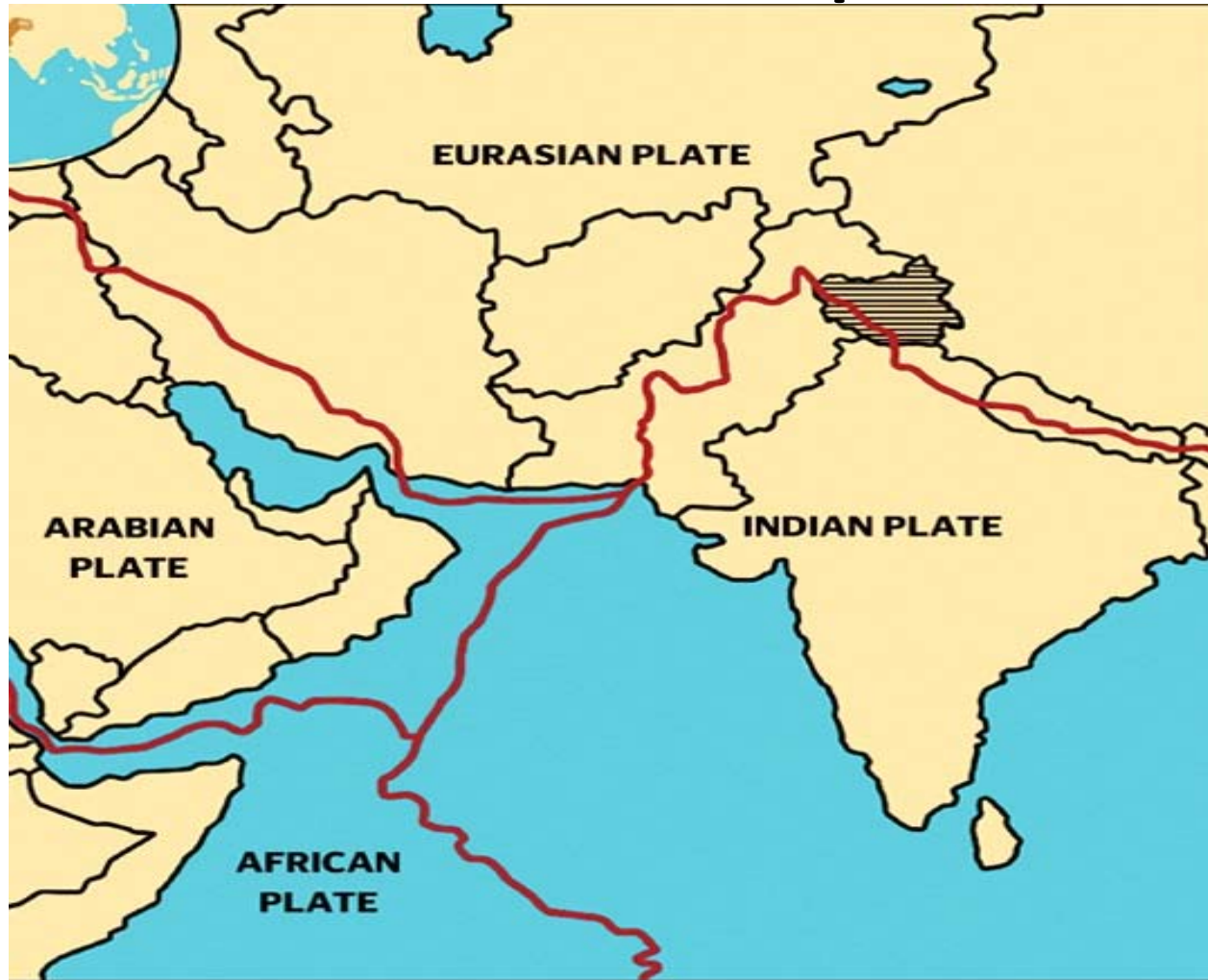
FOCUS HUMANITARIAN ASSISTANCE

AKDN

AGA KHAN DEVELOPMENT NETWORK

Shake
Out™

Pakistan and Earthquakes



FOCUS HUMANITARIAN ASSISTANCE

AKDN

AGA KHAN DEVELOPMENT NETWORK

Shake Out™

**IF THE GROUND STARTED SHAKING
RIGHT NOW...**



A photograph of an elderly woman with a weathered face, wearing a red shawl with white circular patterns and a patterned headscarf. She is sitting in front of a severely damaged wooden structure, possibly a house, with debris and rubble visible. The background shows a dry, hilly landscape under a clear blue sky. A dark blue banner with white text is overlaid at the top of the image.

DO YOU KNOW WHAT TO DO?

You may only have seconds to protect yourself during an earthquake before strong shaking knocks you down or something falls on you.

**YOU ONLY HAVE SECONDS
TO PROTECT YOURSELF & YOUR LOVED ONES**



In an Earthquake...



Protect yourself during the shaking, and for 60 seconds after the shaking stops, and then:

1. Check yourself from head to toe to identify any injuries
2. Help others - do not move them if there is risk of spinal or any other further injury
3. If you feel your building is no longer safe, carefully evacuate to an open area away from other buildings.

For more information about what to do during an earthquake, visit

What is ShakeOut?

- An annual earthquake drill designed to educate people and organizations on how to protect themselves from a large earthquake, and how to get prepared
- Over 470,000 people from 20 countries practiced “Drop, Cover, and Hold On” at AKDN, Community and non-AKDN facilities. This year’s drill will be conducted on October 19th, 2017.
- AKAH facilitates the AKDN ShakeOut drill in more than 20 countries on five continents – over a million people have participated since our first drill in October 2011!



FOCUS HUMANITARIAN ASSISTANCE

AKDN

AGA KHAN DEVELOPMENT NETWORK



Do I have to Participate?

YES – for your own safety!

- AKDN ShakeOut drills are mandatory for all management, staff and volunteers affiliated with AKDN or community groups
- All Community and AKDN agencies must comply with the *AKDN Safety Guidelines*, which requires at least one earthquake drill per year in all facilities
- All community members are encouraged to participate



FOCUS HUMANITARIAN ASSISTANCE

AKDN

AGA KHAN DEVELOPMENT NETWORK



How do I perform the Drill?

1. **DROP** to the ground. In a real earthquake, the ground might shake forcefully and throw you down.
2. Take **COVER** under something sturdy. If you cannot get under something, stay low and your head and neck with your arms.
3. **HOLD ON** until the shaking stops.



FOCUS HUMANITARIAN ASSISTANCE

AKDN


AGA KHAN DEVELOPMENT NETWORK

Shake
Out™

“CORRECT” Way to Drop, Cover & Hold On



“INCORRECT” Way to Drop, Cover & Hold On



Variations of Drop, Cover and Hold On

- While sleeping** If you are in bed, hold on and stay there, protecting your head with a pillow.
- While driving** Stop at the side of the road away from hazards; Stay protected inside the vehicle.
- While praying** Stay on the floor or in your seat; Protect your head and neck with your arms.
- Near the ocean** Drop, Cover, and Hold On until the shaking stops; Then, quickly move to higher ground.
- In a wheelchair** Lock your wheels, protect your head/neck with your arms, and bend over to protect yourself.
- In a multi-story building** Drop, Cover, and Hold On. Do not use elevators or attempt to run or jump out.



FOCUS HUMANITARIAN ASSISTANCE

AKDN

AGA KHAN DEVELOPMENT NETWORK



What To Do After The Shaking Stops?

- Count from 1 to 60, to allow for objects to settle, then carefully come out from your D-C-HO location.
- Stay calm and move cautiously, checking for unstable objects and other hazards.
- Remember to use your personal emergency kit (whistle, torch, mask, heavy gloves, first aid supplies, water and food), as necessary.
- Check yourself and others for injuries and give first aid as needed.
- Do not move seriously injured people unless they are in immediate danger – call for medical assistance.
- Be ready to D-C-HO during aftershocks.



For more information about what to do during an earthquake, visit

How to Drop, Cover and Hold On with an Infant and Young Children

- **Infant:** Carefully hold the child against your chest, as you Drop, Cover and Hold On. Shelter the infant with your own body.
- **Older child:** As you D-C-HO, shelter the child with your body prioritizing their head and upper body.
- **Multiple children:** Do your best but remember that your own safety is most important, since you cannot help your children if you are injured. Teach your children how to respond to earthquakes, and instruct them to Drop-Cover-Hold On whenever you suspect an earthquake is happening!



FOCUS HUMANITARIAN ASSISTANCE

AKDN

AGA KHAN DEVELOPMENT NETWORK



Why Drop, Cover and Hold On?

Because D-C-HO gives you the best overall chance of quickly protecting yourself during an earthquake!

1. You may only have a few seconds of time before an earthquake throws you down, or causes other objects to hurt you
2. Scientific research of earthquakes around the world reveals that once shaking begins, the best response in almost all situations is to D-C-HO.
3. D-C-HO will minimize your exposure to “non-structural” hazards, such as falling plaster, masonry, furniture, broken glass or other such items.
4. D-C-HO is the only widely-accepted, scientifically-validated method of responding to earthquakes
5. In general, casualties are minimized more by D-C-HO, than by any other alternative response

For more information about what to do during an earthquake, visit

Why not run outside during an earthquake?

Evacuation is not an alternative to ensuring your home, school, community center or workplace is “structurally” resilient to earthquakes!

Once the shaking begins, people may not be able to safely move from inside a building to a clearing outside because:


1. It may be impossible to walk or run...the only option is to drop down, cover yourself and to hold on until the shaking stops
2. Evacuees could be seriously injured or killed before reaching a safe space outside their building due to non-structural hazards
3. The exteriors of buildings can be more dangerous than their interiors, especially in urban and semi-urban areas
4. Homes, schools, offices, and community centers are not designed to enable all occupants to evacuate within a few seconds

For more information about what to do during an earthquake, visit

So what should I do before an earthquake?

Step 1: Eliminate non-structural hazards!

- Maintain a clean, hazard-free environment wherever you sleep, work, study or play.
- Relocate, or tightly brace, furniture and equipment so that they cannot hurt you if they fall or shift during a major quake.
- Secure all ceiling and wall hangings like light fixtures, fans, so they do not fall during heavy shaking.



For more information about what to do during an earthquake, visit www.shakeout.org

What should I do before an earthquake?

Step 2: Be prepared to respond effectively!

- Learn first aid through local AKDN or external training providers
- Place survival / emergency kits (whistle, torch, face mask, heavy gloves, first aid supplies) under your work/study desk and near your bed
- Discuss your plan to respond to earthquakes and other emergencies with your family and colleagues – be prepared!



For more information about what to do during an earthquake, visit

What should I do before an earthquake?

Step 3: Invest in proper building construction

The AKDN is committed to improving the seismic resilience of schools, hospitals, offices, community centers and other structures across the region.

But you are responsible for your home! If you don't feel your home is safe:

- seek the best-available advice regarding the safety of your home
- strengthen your home if you fear it will collapse during a major earthquake
- relocate your home if you are in an active hazard zone
- insist upon seismic code enforcement by your local building authority – demand safer construction in your community

Remember: *Earthquakes* don't kill people, but *unsafe buildings* do!

For more information about what to do during an earthquake, visit

Communications Toolkit



- Drill Transcript
- Drill Instructions – Agencies, Schools & Universities
- Announcements
- FAQ's



- ShakeOut Games and Activities for Kids
- BUI / REC Presentation
- Earthquake Preparedness and Drill Videos



Key Promotional Materials



Print-Ready Bookmark



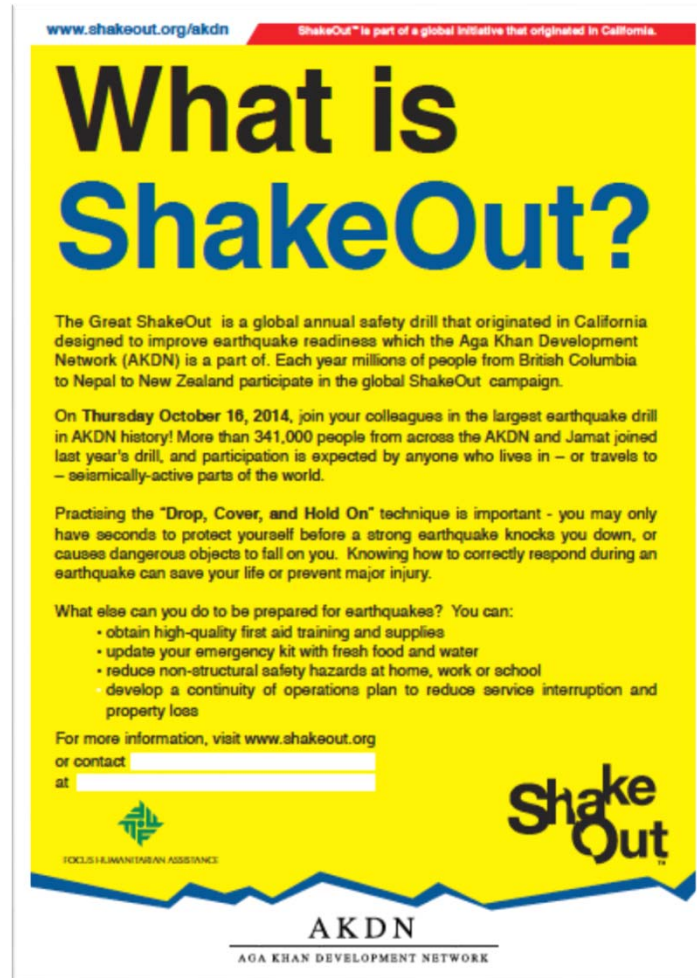
Print-Ready Banner
A1, A2 size



Print-Ready Posters and Flyers
A1, A3 and A4 size



Optional Promotional Materials



Print-Ready Posters and
Flyers
A1, A3, A4 size,

Who? When? Where?

Who? AKDN leadership, community Institutions, staff, volunteers, schools and university students

When? **Thursday, October 19, 2017** or best day before end of October to maximize participation

Where? AKDN facilities & community centers in:
Afghanistan, Australia, Bangladesh, Bahrain, Canada, India, Iran, Kenya, Kyrgyzstan, Mozambique, New Zealand, Pakistan, Portugal, Qatar, Rwanda, South Africa, Tajikistan, United Arab Emirates, United States of America



FOCUS HUMANITARIAN ASSISTANCE

AKDN

AGA KHAN DEVELOPMENT NETWORK

Shake
Out